

# THE FORESTRY ACTIVITY

## - Forest :










Each forest is divided into 20 forestry stations, each of them between 1 and 3 hectares. Thus a forest can range from 20 to 60 hectares depending on the stations surface area. It's almost like every station is a small forest itself as the management is done at station level and not for the forest as whole.

This station system allows a regular working cycle, thus avoiding waiting dozens of years for the first wood harvest. Every season you can cut, prune ...








A forest station is defined by its location (inclination, orientation...), its soil (components, depth ...), tree species, game available.

## - Tree species :

They are of two main types, deciduous and evergreen. Here are their main stats :

Broad leaved		Average height (in metre)		Average girth (in metre)		Cubic metre price (in euros)
		10 years	25 years	10 years	25 years	
Beech		5	12.50	0.85	2	38
Oak		5	12.50	0.5	1.15	71
Hornbeam		8.50	21.50	0.6	1.5	39
Ash tree		7	17.50	0.6	1.5	39
Birch		7	17.50	0.6	1.5	40
Poplar		10.50	26.50	0.6	1.5	35
Sweet chesr		7.50	19.50	0.5	1.3	48
Maple		5.50	14	0.5	1.15	59

Coniferous		Average height (in metre)		Average girth (in metre)		Cubic metre price (in euros)
		10 years	25 years	10 years	25 years	
Pine		9.50	24	0.85	2	28
Spruce		7	17.50	0.85	2	29
Fir		8.50	21.50	0.85	2	30
Douglas-fir		9.50	24	0.85	2	28
Larch		7	17.50	0.85	2	30
Cypress		8	19.50	0.6	1.5	37

The **height**, it's a given average it can vary with the following :

















- Fertilisers
- The soil (nutriments, depth, drainage, undergrowth)
- Nearby streams
- Thinning performed or not

The **girth** will vary with the thinning. It is recommended to perform 3 thinnings otherwise the tree girth will be lessened.

# THE FORESTRY ACTIVITY

## - Tree species by country :

Several species are available, they will change with the country (server) you play in but also the climate of the area where you decided to start your farm. Thus you will be able to plant some tree species but others will not be available.

Expert server	Expert Inorda 	Expert Isude 
<b>Broad leaved</b>		
Beech 	Available	Available
Oak 	Available	Not Available
Hornbeam 	Available	Available
Ash tree 	Available	Not Available
Birch 	Not Available	Available
Poplar 	Available	Available
Sweet chesnut 	Not Available	Available
Maple 	Available	Available
<b>Coniferous</b>		
Pine 	Available	Not Available
Spruce 	Available	Available
Fir 	Available	Not Available
Douglas-fir 	Not Available	Available
Larch 	Available	Available
Cypress 	Not Available	Available